




# Adobe® Creative Suite® 5.5 Master Collection

Design and deliver across media



Adobe Creative Suite 5.5 Master Collection combines:

- Adobe Photoshop® CS5 Extended
- Adobe Illustrator® CS5
- Adobe InDesign® CS5.5
- Adobe Acrobat® X Pro
- Adobe Flash Catalyst™ CS5.5
- Adobe Flash Professional CS5.5
- Adobe Flash Builder™ 4.5 Premium
- Adobe Dreamweaver® CS5.5
- Adobe Fireworks® CS5
- Adobe Contribute® CS5
- Adobe Premiere® Pro CS5.5
- Adobe After Effects® CS5.5
- Adobe Audition® CS5.5
- Adobe OnLocation™ CS5
- Adobe Encore® CS5

Additional components:

- Adobe Bridge CS5
- Adobe Device Central CS5.5
- Adobe Dynamic Link
- Adobe Media Encoder CS5.5

Integrates with Adobe CS Live online services<sup>1,2</sup>

**Subscription option**

Get the same product with low monthly payments. Visit [www.adobe.com/go/cssubscription](http://www.adobe.com/go/cssubscription) to learn more.

Make an impact across virtually any screen, using the ultimate creative toolset to reach out to new audiences. From mobile apps to eBooks to HD video and more, discover new ways of delivering your best work, all with one professional, value-packed offering—the new Adobe Creative Suite 5.5 Master Collection.

Master Collection provides support for a host of new devices so you can deliver designs across more screens, including tablets and smartphones. Create experiences more broadly than ever before, in new ways, for print, web, and video media. Use new web tools to author content with HTML5 and CSS3 in Adobe Dreamweaver CS5.5 and target multiple platforms in Flash® Professional CS5.5.

Boost your video-editing efficiency in Adobe Premiere Pro CS5.5, steady your camera moves with Adobe After Effects CS5.5, and deliver new reading experiences using InDesign CS5.5.

Master Collection now includes Flash Builder 4.5 Premium and newly cross-platform Adobe Audition CS5.5. These components round out the top-level, professional set of tools at your fingertips. You also get Acrobat X as part of a single install, so Master Collection is truly comprehensive.



From sophisticated video projects to interactive mobile applications, eBooks, and more—work how you want and deliver where you want. With Master Collection, you'll find the tools you need to be innovative, productive, and efficient. You just bring the inspiration.

## Top new features

- Enhanced Multiscreen Preview panel (Page 2)
- Robust jQuery support (Page 3)
- Expanded support for platforms and devices (Page 3)
- A more efficient video editing workflow (Page 4)
- Professional audio-for-video editing in Adobe Audition CS5.5 (Page 4)
- Smoother camera moves with Warp Stabilizer (Page 5)
- Performance boost with the Adobe Mercury Playback Engine (Page 5)
- Rich, interactive reading experiences (Page 5)
- Adobe Flash Builder 4.5 Premium (Page 7)
- Features added in CS5 Master Collection (Page 7)
- Features added in CS4 Master Collection (Page 8)

With Adobe Creative Suite 5.5 Master Collection, you can:

**Create without boundaries.** Discover new design tools and new ways to extend your creative reach using one comprehensive offering. Work without creative limits across print, video, mobile, and online media in the ultimate design environment.

**Work efficiently and with precision.** Do more in less time by taking advantage of boosted power, smooth integration, and smart workflows. Work faster with high-resolution images, fluidly edit complex video and motion graphics projects, and use intelligent shortcuts and streamlined tools.

**Deliver to multiple screens.** See your designs come alive on virtually any screen, thanks to the latest mobile app development and device testing tools. Design for tablet display, create dynamic eBooks, and deliver easily to the big screen with enhanced HD video performance.

**Streamline critical processes.** Speed design reviews with online feedback, streamline website testing in multiple browsers, collaborate on script development and content authoring, and more from within your favorite tools through integration with Adobe CS Live online services.<sup>1,2</sup>

## Who benefits from Master Collection?

**Individual creative professionals**, including print designers, web and interactive designers and developers, print and video production staff, animators, video editors, motion graphics designers, and effects specialists. Master Collection appeals to professionals who need a wide range of Adobe products to complete their work, who move back and forth among tools, and who deliver a diverse mixture of projects to a variety of media.

**Creative group managers** who oversee design and production teams and are typically interested in the economies offered by Master Collection. They need to equip their teams with up-to-date tools to stay competitive, and are primarily concerned with efficiency and the bottom line. The benefits of a single license and a single install for such a broad array of products is attractive, as is the price of Master Collection.

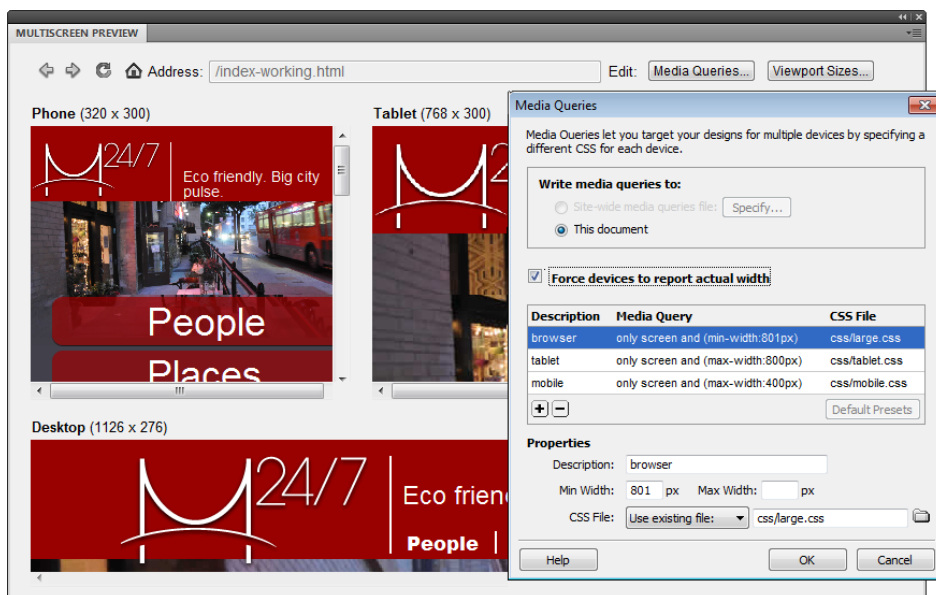
**Educators** who need to supply students with a variety of resources for learning about all aspects of creative design and production. Master Collection enables students to develop real-world skills across an array of media using the most current tools. Particularly with educational discounts, the economies of Master Collection resonate with teachers and institutional buyers, as does the efficiency and ease of installing all of the components of Master Collection at once.

## Top new features of Master Collection

### Enhanced Multiscreen Preview panel

View website designs as they would appear across desktops, smartphones, tablets, and televisions within the Multiscreen Preview panel in Adobe Dreamweaver CS5.5. Multiscreen Preview now better handles custom media queries and multiple CSS files.

In the Multiscreen Preview panel, use the Media Queries dialog box to attach or create CSS files for different screen sizes.



In the Multiscreen Preview panel, view three different screen sizes at the same time as you work. Preview your project for smartphone, tablet, and desktop in the panel that uses CSS media queries to display separate style sheets for each device. Choose a screen size range for each device class and pick a CSS file to apply to that device. Change your Design View size, and the corresponding media query is applied—you're switching between styles in real time.

Small, medium, or large, you can now more easily create, assign, and work with style sheets for virtually whatever device your audience will use to experience your designs.



### Integration with Adobe BrowserLab<sup>1,2</sup>

Improve the accuracy and integrity of your web designs across browsers. From within Dreamweaver CS5.5 you can use integration with BrowserLab to easily find layout differences, active links, and more.



### Adobe Device Central CS5.5

Simplify the production of innovative and compelling content for mobile phones and consumer electronic devices. Now with support for WebKit, HTML5, and the latest versions of Adobe Flash Player software, Adobe Device Central CS5.5 helps save time by automating testing and by simulating accelerometer, geolocation, multitouch, and network performance of mobile content across a dynamically updated library of device profiles.

### Extend your desktop workflow

A recent update to Adobe Photoshop CS5 and Photoshop CS5 Extended software opens the door for communication via wifi between this industry-leading digital imaging software and apps on popular device platforms like Android, BlackBerry, and iOS.\* To learn more about the first apps to take advantage of this new connectivity, visit [www.photoshop.com/products/mobile](http://www.photoshop.com/products/mobile).

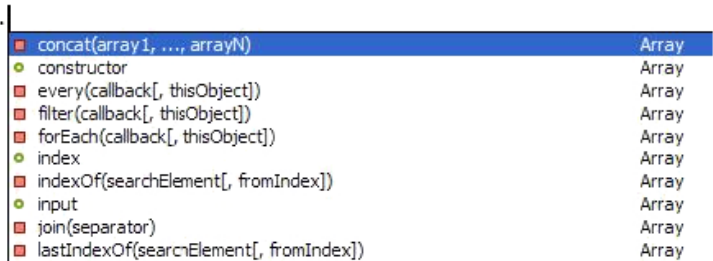
\* Photoshop CS5 or Photoshop CS5 Extended (version 12.0.4 or later) and wireless Internet connection required. Mobile and tablet applications require a separate download and agreement to additional terms. Such applications may not be available in all countries or languages and may be subject to change or discontinuation without notice. Additional fees or subscription charges may apply.

## Robust jQuery support

Build rich content for a variety of devices with support for jQuery, the industry-leading JavaScript mobile framework, in Adobe Dreamweaver CS5.5. Take advantage of mobile templates, contextual code hinting, and the ability to quickly insert objects into a design.

Coding just became more powerful, with integrated jQuery code hinting and starter layouts for many different types of mobile devices. It's easier than ever to build robust mobile user interfaces. If you're a web designer, you'll appreciate how quickly you can add interactivity to web pages. If you're a developer, you'll appreciate how the jQuery framework helps speed up coding.

```
$('#div').queue('test');
```

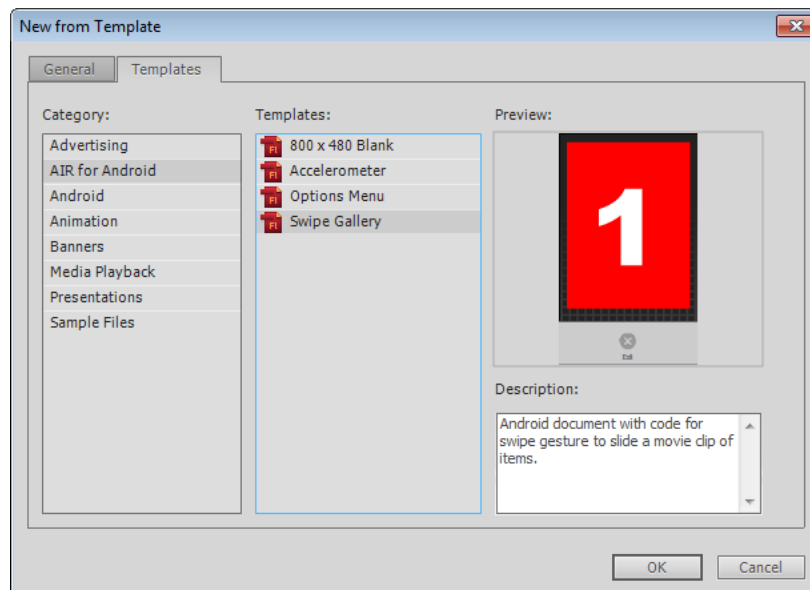


Integrated jQuery code hinting in Dreamweaver CS5.5 makes coding easier than ever, and you'll also work faster with code hinting and completion for HTML5 and CSS3.

## Expanded support for platforms and devices

Flash Professional CS5.5 makes it easier to reach audiences on the latest Flash Platform runtimes, including Flash Player 10.2 and Adobe AIR 2.6.

- **Deliver to desktop computers.** Take advantage of the ubiquity of Adobe Flash Player within browsers, and extend beyond the browser with Adobe AIR\*. Your content displays with a consistent look and feel across operating systems and browsers.
- **Deliver to mobile devices.** Deliver content that plays back on millions of devices worldwide, and reach audiences on smartphones that run Android™ 2.2 and above. Use Adobe AIR for iOS Support, included with Flash Professional CS5.5, to compile ActionScript® bytecode into native iPhone application code, which can be distributed via the iTunes store.<sup>3</sup>
- **Deliver to tablets.** Produce immersive content optimized for tablet devices. Take advantage of touch input and gesture-based actions that enhance the user experience.
- **Deliver to Internet-enabled televisions.** Extend the reach of your content into consumers' Internet-connected living rooms, with immersive experiences and applications that run on Adobe AIR for the Digital Home.



Enhanced device support includes new templates such as those for AIR for Android, available from the New From Template dialog box in Adobe Flash Professional CS5.5.

<sup>3</sup>Subject to Apple's current requirements and approval.



### Integration with Adobe Story<sup>1,2</sup>

Collaborate on scripting by using integration with Adobe Story online service from within Adobe Premiere Pro. Accelerate turning screenplays into finished media with embedded metadata and the matching of audio dialogue with written lines.

## A more efficient video editing workflow

Adobe Premiere Pro CS5.5 includes a wide variety of new features and enhancements that take editing efficiency to a new level. Trim and edit quickly and with more precision. Use widely accepted nonlinear editing (NLE) shortcuts and easily sync separately recorded field audio with your video, thanks to new dual-system sound support.

### Accessing and customizing keyboard shortcuts

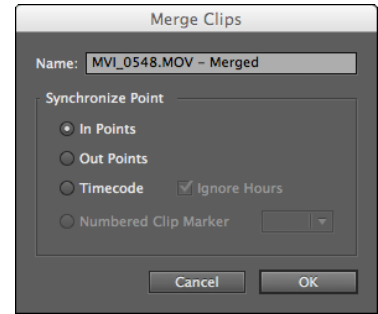
If you're experienced with NLE systems and new to Adobe Premiere Pro, be productive and efficient right away by using keyboard presets based on widely-accepted NLE shortcuts that you can customize to suit your project.

- Assign keyboard shortcuts faster and find what you need in the redesigned Keyboard Shortcuts dialog box, which now shows your shortcuts along with clip, sequence, and In/Out markers.
- Enjoy easier access to updated keyboard layout presets for Avid Media Composer and Final Cut Pro-style shortcuts.

### Dual-system sound

Increasingly, video productions incorporate dual-system sound in their audio recording workflow. The new Merge Clips command in Adobe Premiere Pro CS5.5 provides dual-system sound support by enabling you to quickly match audio and video tracks that were recorded on separate devices and media.

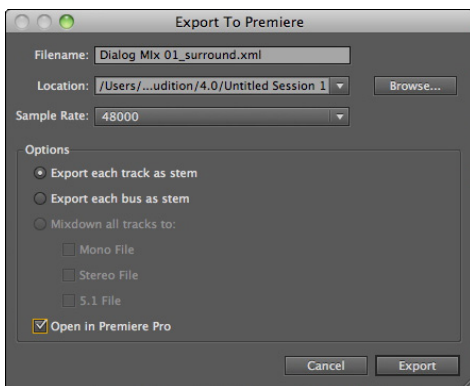
The new Merge Clips dialog box lets you quickly choose different sync references so that audio and video recorded on different devices can be easily aligned for synchronized playback.



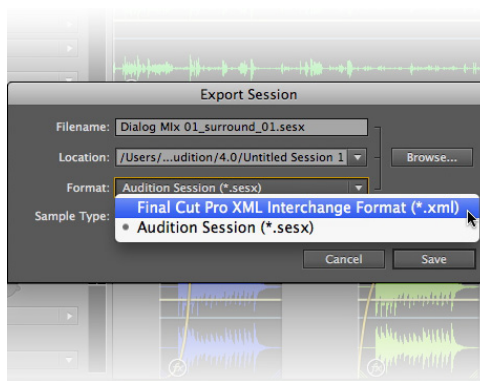
## Professional audio-for-video editing in Adobe Audition CS5.5

Record, edit, mix, master, and sweeten audio with Adobe Audition CS5.5—now available for Mac OS and Windows\*. With its new high-performance audio playback engine that leverages multicore processors, an enhanced effects workflow that lets you adjust parameters while playing back audio, and powerful native 5.1 multichannel support, you can use professional audio and multitrack mixing tools, powerful sweetening options, and rock-solid performance to handle a wide range of audio post-production tasks quickly and efficiently.

Tight integration with Adobe Premiere Pro CS5.5 features the new Edit In Adobe Audition command, where you can send individual clips, entire sequences, or just the selected work area directly to Audition for audio editing and restoration. You can also send your Adobe Premiere Pro sequences, along with a reference video, to Audition for a complete roundtrip editing experience. When you send a sequence to Audition, it opens as a multi-track audio project. When you've finished editing your audio tracks, the Export To Adobe Premiere Pro command in Audition lets you quickly send the multitrack file back to Adobe Premiere Pro.



Send Adobe Premiere Pro clips and sequences to Audition for advanced audio editing and restoration, and then complete the roundtrip back to Adobe Premiere Pro.



Like Adobe Premiere Pro, Audition can exchange projects with Final Cut Pro and other NLEs to simplify integration with larger workflows.

With new features and integration in Audition, you can take care of your most complex audio editing needs, including dialogue cleanup and enhancement as well as restoration. And because Adobe Audition CS5.5 is a component of Master Collection, professional audio tools are now at your fingertips when you need them.

## Smoother camera moves with Warp Stabilizer

The new Warp Stabilizer in Adobe After Effects CS5.5 provides a solution to handheld camera shake that typically requires hardware such as a Steadicam. With increasingly diverse video recording devices—from mobile phones to sports helmet cameras and digital SLRs—it isn't always practical or affordable to use a professional camera stabilizer. While image stabilization tools can be found in other video production software, they typically correct camera position only, betraying the fact that the footage was originally handheld.

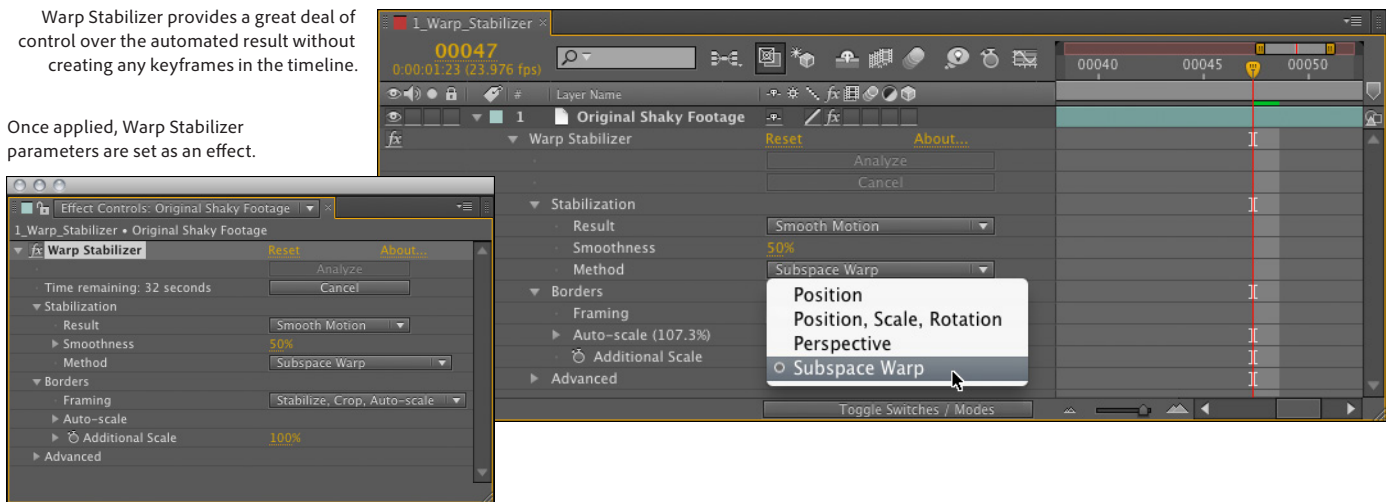
Going beyond stabilizing just camera position, Warp Stabilizer uses advanced pixel analysis to also correct camera rotation, rolling shutter artifacts, and parallax effects. The resulting footage can appear as steady and smooth as if shot with a camera mounted on a mechanical stabilizer.

Warp Stabilizer is full of refinements that give you granular control of the process—all without keyframes. For example, the Subspace Warp option deforms areas of the frame separately to compensate for parallax shift. You can raise or lower the default amount of smoothness, which changes scaling and cropping behaviors. You can also control how frame edges are resolved by setting a threshold for automatically cropping the frame or by intelligently filling empty spaces using information in adjacent frames.

The ability to adjust all these variables makes Warp Stabilizer a powerful tool for getting exactly the stability correction you need, from within After Effects CS5.5.

Warp Stabilizer provides a great deal of control over the automated result without creating any keyframes in the timeline.

Once applied, Warp Stabilizer parameters are set as an effect.



## Performance boost with the Adobe Mercury Playback Engine

Work faster, thanks to enhancements in the Adobe Mercury Playback Engine in Adobe Premiere Pro CS5.5. Edit video using newly certified laptop GPUs, get real-time playback of mixed-format timelines, and use more GPU-accelerated effects.

**New laptop certification.** The Adobe Mercury Playback Engine now supports additional NVIDIA graphics cards—including cards for laptops—so you can enjoy high-performance, real-time editing on set and on location.

**Smooth playback of mixed formats.** With GPU-accelerated effects you can compensate for differences in frame rate, field order, and pixel aspect ratio, as well as media with varying types of alpha channels.

**Fast filtering and effects.** GPU-accelerated effects and transitions include faster Additive Dissolve, where you can combine color information between clips without edge and halo artifacts. You can see Fast Blur and Directional Blur effects in real time and eliminate unwanted interlacing artifacts with control over field order, flicker removal, and more.

## Rich, interactive reading experiences

Design and publish highly engaging digital documents online and on mobile devices. Create stylish, rich, innovative content—with a new level of interactivity—that can be authored from within Adobe InDesign CS5.5, and experienced on leading tablet devices and smartphones.

### CUDA Acceleration

The Adobe Mercury Playback Engine works hand in hand with NVIDIA® CUDA technology, which leverages the parallel compute engine in NVIDIA GPUs to solve many complex computational problems in a fraction of the time it would take a CPU to perform the same task. For a current list of supported video cards, visit [www.adobe.com/go/64bitsupport](http://www.adobe.com/go/64bitsupport).



### Adobe CS Review<sup>1,2</sup>

Streamline creative reviews in Adobe CS Review online service. Create a single review that includes images, vector art, page layouts, and video sequences. From within Photoshop CS5, Illustrator CS5, InDesign CS5.5, or Adobe Premiere Pro CS5.5, you can generate an online review that's easy to use and invites fast, targeted feedback.

### Enhanced eBook authoring<sup>4</sup>

Design and produce eBooks in InDesign CS5.5 that are more rich and interactive than ever. You can now publish complex, colorful books with beautiful typography, images that look perfect at any size, and links that enhance reading and learning. Incorporate a soundtrack in a children's book, videos in a travel guide, or contemporary news footage in a history book.

- Deliver eBooks with images that resize automatically to look sharp on any screen. Set conversion options for the entire document or individual images when you export to EPUB format. You can also rasterize shapes, text frames, placed graphics, and groups created in InDesign so that they export as dynamically resizing images.
- Have confidence that text styles you define in InDesign are correctly exported. Now you can map paragraph and character styles directly to HTML, EPUB, and PDF tags for the appropriate specifications. You can even add CSS class names and enter your own tags.
- Use the new Articles panel to provide a coherent reading experience when you export a complex book layout that includes a variety of elements such as images, captions, sidebars, and block quotes. Drag components into the Articles panel to define the order in which they'll export—without rearranging your InDesign layout.
- Transform the eBook reading experience with sound and motion. InDesign CS5.5 supports video and audio tags for evolving standards such as HTML5 and EPUB 3. You can embed video and audio to play on virtually any mobile device, including the Apple iPad.

### Next-generation interactive documents

Create innovative digital magazines, newspapers, annual reports, manuals, and other documents that incorporate eye-catching elements such as 360° rotation and panoramas. Use new Folio Producer tools in InDesign CS5.5 and integration with Adobe Digital Publishing Suite<sup>5</sup> hosted solution to create documents that can be played on devices such as Apple iPad, BlackBerry PlayBook and a wide variety of Android tablets including the Motorola Xoom.



You can preview how your publication will appear on a tablet using Content Viewer for Desktop, one of the Folio Producer tools included in InDesign CS5.5. Preview interactive overlays that include panorama views, 360° rotation, scrolling and panning, slideshows, hyperlinks, and embedded websites—all within the context of your publication.

### Adobe Folio Producer.

Create and preview interactive overlays in InDesign CS5.5 and generate .folio files for publication to tablet devices—which you can publish directly or by using Adobe Digital Publishing Suite.<sup>5</sup> Generate panorama views, 360-degree rotation, scroll and pan, or include audio, video, slideshows, and hyperlinks.

### Adobe Digital Publishing Suite.<sup>5</sup>

Take advantage of a turnkey set of hosted services designed for professional publishers who wish to create, distribute, and monetize digital documents for a broad range of mobile devices.

<sup>4</sup>InDesign uses EPUB 3 and HTML5 code to create eBooks with audio, video, and other advanced features. EPUB 3 and HTML5 presentation, media playback, and double-byte character support (e.g. Chinese, Japanese, Korean) may not be supported by all devices, browsers, or EPUB readers.

<sup>5</sup>Adobe Digital Publishing Suite requires a separate license and payment of associated fee(s). For more information, visit [www.adobe.com/products/digitalpublishingsuite](http://www.adobe.com/products/digitalpublishingsuite).

## Adobe Flash Builder 4.5 Premium

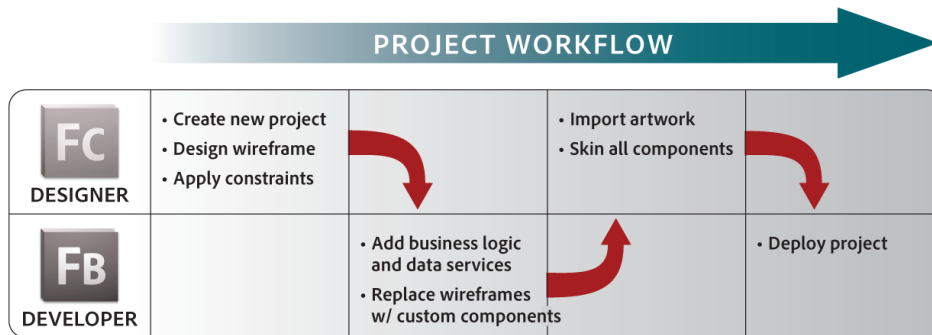
Master Collection now includes the Premium edition of Adobe Flash Builder so you can build expressive mobile, web, and desktop applications with the best tools Adobe has to offer. Build standalone applications targeted at multiple platforms using the new mobile support for ActionScript and Flex<sup>®</sup> projects. Leverage mobile-ready components optimized for performance and touch input. Profilers, network monitoring, automated testing, and more can help you develop rich interactive content even more rapidly and creatively than before.

### Designer-developer workflow with Flash Catalyst CS5.5 and Flash Builder 4.5 Premium

Not only does Master Collection include Flash Builder 4.5 Premium, but a new workflow with Flash Catalyst CS5.5 introduces easy collaboration between designer and developer. Flash Catalyst CS5 and Flash Builder 4 enabled a workflow that allowed designers to provide native Flex Project (FXP) files to developers, who could then open and continue to work with those files. Now, Flash Catalyst CS5.5 and Flash Builder 4.5 expand on this concept and deliver a powerful new workflow that lets designers work in parallel with developers on the same project.

For example, if you're a designer, you can begin by creating a wireframe in Flash Catalyst CS5.5. Add interactions, transitions, and constraints, and then hand the file off to a developer. In Flash Builder 4.5, the developer can add logic and create connections to data sources, and then return the file to you. You can then open the file in Flash Catalyst CS5.5 to add final artwork and skin the application, returning it to the developer for deployment if you wish.

A full roundtrip workflow allows designers and developers to work collaboratively throughout an entire project.



## Still using Creative Suite 4?

If you're currently using CS4 Master Collection or any CS4 component by itself, consider the new tools you may not be aware of. The following are key features that were introduced with Creative Suite 5 and are included with CS5.5 Master Collection.

- **Extraordinary image editing.** Use the Mixer Brush and Bristle Tips in Adobe Photoshop CS5 Extended to explore lifelike, naturally textured painting. Add dimension to your imagery with 3D extrusions using Adobe Repoussé technology, and make precise image selections with Truer Edge selection technology.
- **Innovative vector drawing and painting.** Quickly and accurately represent depth and distance using perspective tools in Adobe Illustrator CS5. Use the Bristle Brush to draw with the expressive quality of watercolors, oils, and pastels, but with the scalability of vectors.
- **Adobe Mercury Playback Engine and 64-bit performance.** Work fluidly with high-resolution video footage thanks to the Adobe Mercury Playback Engine that speeds up effects processing and rendering. Work easily with very large images in Photoshop due to 64-bit support and GPU acceleration.
- **Roto Brush for fast isolation of foreground elements.** Rotoscope in a fraction of the time with the revolutionary Roto Brush in Adobe After Effects CS5.5. Isolating moving foreground elements from their backgrounds with automatic transparency is dramatically fast.

### What is Flash Catalyst?

Use Adobe Flash Catalyst to rapidly prototype user interfaces for websites and applications without writing code.

Leverage your design skills with Photoshop, Illustrator, and Fireworks to transform static artwork into expressive, interactive Flex-based projects that can be published for the Flash Player or as cross-platform Adobe AIR applications.

New for Flash Catalyst CS5.5 is a workflow that enables roundtrip collaboration with developers who use Adobe Flash Builder 4.5. You can also create resizable applications and components, craft more precise and expressive transitions and effects, and efficiently design developer-built custom components.

- **Beautiful strokes with variable widths.** Dynamically create and edit strokes in Adobe Illustrator CS5 that have infinitely adjustable widths. Precisely position and scale arrowheads and dashes, and finely control the scaling of art brushes along a path.
- **File-based workflows in video production.** Work natively with pristine file-based footage in Adobe Premiere Pro CS5.5 and Adobe After Effects CS5.5. Edit file-based media formats using industry-leading workflows to save valuable production time transcoding or rewrapping.
- **Video workflow efficiency with Dynamic Link.** Save time on video projects thanks to roundtrip editing and Dynamic Link, which eliminates intermediate rendering as you refine assets between After Effects, Adobe Premiere Pro, and Encore.
- **Fast object selection and transformation.** Select an object in Adobe InDesign CS5.5 and perform transformations with ease. A collection of efficiency-optimizing tools and on-object controls speed up and simplify repetitive, everyday layout tasks.
- **Crisp graphics for web, interactive, and mobile delivery.** Create clean, sharp artwork that aligns accurately—and automatically—on the pixel grid in Adobe Illustrator CS5, eliminating fuzzy graphics for the web or mobile devices.

### Still using Creative Suite 3?

If you're currently using CS3 Master Collection or any CS3 component by itself, consider a few tools you may not be aware of. The following are key features that were introduced with Creative Suite 4 and are included with CS5.5 Master Collection.

- **Smooth image navigation in Photoshop Extended.** Quickly turn your canvas for distortion-free viewing at any angle—no more tilting your head while painting and drawing. Navigate gracefully to any area of an image with ultra-smooth zooming and panning.
- **Multiple artboards in Illustrator.** Create files containing up to 100 artboards of varying sizes and display them any way you want—overlapping, side by side, or stacked. Save, export, and print artboards independently or together, even as a multipage PDF file.
- **Object-based animation in Flash Professional.** With object-based animation in Flash Professional, create simple but engaging animations in as few as two steps. Apply tweens directly to objects instead of to keyframes, and easily make changes to motion with Bezier handles.
- **Smart Objects in Dreamweaver.** Insert any Adobe Photoshop PSD document in Dreamweaver to create an image Smart Object tightly linked to the source file. Make changes to the source image and update your image in Dreamweaver without opening Photoshop.
- **Advanced motion graphics and effects with After Effects.** Be productive and creative with advanced features in Adobe After Effects. Searchable timelines and projects, expanded 3D compositing options, motion tracking with mocha, and numerous interface efficiencies streamline almost everything you do.
- **Project intelligence with XMP metadata support.** Take advantage of the efficiency XMP metadata. For example, Speech Search technology in Adobe Premiere Pro speeds editing by using metadata to turn spoken words into searchable metadata, making it easy to find particular clips and making video assets searchable.
- **Adobe OnLocation for shooting direct to disk.** Get the benefit of a tapeless workflow without a tapeless camera. With Adobe OnLocation, footage is automatically digitized and captured to disk as you shoot.
- **Blob Brush tool in Illustrator.** Sketch with a brush that generates a single clean vector shape, even when strokes overlap. Draw naturally, using the Blob Brush tool together with the Eraser and Smooth tools.

Learn about the newest features of CS Live online services,<sup>1,2</sup> which are complimentary until April 12, 2012. Visit [www.adobe.com/go/cslive](http://www.adobe.com/go/cslive) for details.

- **Content-Aware Scaling in Photoshop Extended.** Use the revolutionary Content-Aware Scaling feature to automatically recompose an image as you resize it, smartly preserving vital areas as the image adapts to the new dimensions. Get the perfect image in one step without time-intensive cropping and retouching.
- **Rich, interactive content with Flash Professional.** Work with an animation model that makes Adobe Flash Professional easy to learn for new users and provides exceptional efficiency and control for proficient users who are creating immersive interactive experiences.
- **Editing efficiency with Adobe Premiere Pro.** Take advantage of scalable and flexible nonlinear video-editing capabilities to tell your most compelling stories. Native support for tapeless workflows, batch encoding in the background, and numerous enhancements help make editing your projects more efficient.
- **Photoshop Smart Objects in Dreamweaver.** Insert Photoshop PSD documents in Dreamweaver to create an image Smart Object tightly linked to the source file. Make changes to the source image, and then update your image in Dreamweaver without opening Photoshop.
- **PDF Portfolios in Acrobat.** Assemble layouts, drawings, images, video, audio, and other files into a single dynamic PDF Portfolio. Customize the PDF Portfolio interface using professionally designed templates and interactive navigation.
- **Live View in Dreamweaver.** Design your web pages under real-world browser conditions with Live View in Dreamweaver—while still retaining direct access to the code. Changes to the code are instantly reflected in the rendered display.
- **Fireworks included in Master Collection.** Rapidly prototype websites, application interfaces, and other interactive designs. Design and prototype complete web pages and then export them as CSS-standard HTML, complete with external style sheets.
- **Truer Edge selection technology.** Get better masking results in less time when selecting even the trickiest image elements, like hair, in Photoshop CS5 Extended. Truer Edge provides amazing edge detection and selection quality when using the Quick Selection tool.
- **Export InDesign documents and open in Flash Professional.** Export InDesign documents to the XFL format and open them in Flash Professional with the visual fidelity of your original layout maintained.
- **Support for evolving web trends.** Create dynamic websites easily using Adobe Dreamweaver CS5.5 with full support for the leading content management frameworks, including Joomla!, Drupal, and WordPress.
- **Customizable Links panel in InDesign.** Find, sort, and manage all of your document's placed files in the customizable Links panel. View attributes that are most critical to your workflow, such as scale, rotation, and resolution.
- **Type enhancements for the web.** Create sophisticated typography for the web with support for bidirectional and vertical text, flowable text layouts, and support for more than 30 writing systems such as Arabic, Chinese, and Hebrew, in Adobe Flash Professional CS5.5.
- **Enhanced preflighting in Acrobat.** Control costs and reduce errors with complete preflighting instructions and custom PDF export presets. Automatically validate files and easily fix issues from faulty hairlines to transparency handling, and more.
- **Live Preflight in InDesign.** Preflight for print while you design. Continuous preflighting alerts you to potential production problems in real time so you can quickly navigate to a problem, fix it directly in layout, and keep working.

## About Adobe Systems Incorporated

Adobe is the world's leading provider of software solutions to create, manage, and deliver high-impact, reliable digital content. For more information, visit [www.adobe.com](http://www.adobe.com).

## System Requirements

### Mac OS

- Multicore Intel® processor with 64-bit support
- Mac OS X v10.5.8 or v10.6; Mac OS X v10.6 required for Adobe Flash® Builder™ 4.5 Premium and Flash Builder integration with Flash Catalyst and Flash Professional; Mac OS X v10.6.3 required for GPU-accelerated performance in Adobe Premiere® Pro
- 2GB of RAM (4GB or more recommended)
- 26.3GB of available hard-disk space for installation; additional free space required during installation (cannot install on a volume that uses a case-sensitive file system or on removable flash storage devices)
- 1280x900 display (1280x1024 recommended) with qualified hardware-accelerated OpenGL graphics card, 16-bit color, and 256MB of VRAM
- Adobe-certified GPU card for GPU-accelerated performance in Adobe Premiere Pro; visit [www.adobe.com/go/premiere\\_systemreqs](http://www.adobe.com/go/premiere_systemreqs) for the latest list of supported cards
- Some GPU-accelerated features in Adobe Photoshop require graphics support for Shader Model 3.0 and OpenGL 2.0
- 7200 RPM hard drive for editing compressed video formats; RAID 0 for uncompressed
- Core Audio-compatible sound card
- DVD-ROM drive compatible with dual-layer DVDs (SuperDrive for burning DVDs; external Blu-ray burner for creating Blu-ray Disc media)
- Java™ Runtime Environment 1.6
- Eclipse™ 3.6 Cocoa version required for plug-in installation
- QuickTime 7.6.2 software required for QuickTime and multimedia features
- Adobe Flash Player 10 software required to export SWF files and to play back DVD projects exported as SWF files
- Broadband Internet connection required for online services and to validate Subscription Edition (if applicable) on an ongoing basis<sup>1,2</sup>

### Windows

- Intel® Pentium® 4 or AMD Athlon® 64 processor (Intel Core™ i3, i5, or i7 or AMD Phenom™ II recommended); Intel Core 2 Duo or AMD Phenom II required for Adobe Premiere Pro
- Processor with 64-bit support required for Adobe Premiere® Pro and After Effects®
- Microsoft® Windows® XP with Service Pack 3; Windows Vista® Home Premium, Business, Ultimate, or Enterprise with Service Pack 1 (Service Pack 2 recommended); or Windows 7
- 64-bit edition of Windows Vista or Windows 7 required for Adobe Premiere Pro, After Effects, and the Subscription Edition of Master Collection
- 2GB of RAM (4GB or more recommended)
- 24.3GB of available hard-disk space for installation; additional free space required during installation (cannot install on removable flash storage devices)
- 1280x900 display (1280x1024 recommended) with qualified hardware-accelerated OpenGL graphics card, 16-bit color, and 256MB of VRAM
- Adobe-certified GPU card for GPU-accelerated performance in Adobe Premiere Pro; visit [www.adobe.com/go/premiere\\_systemreqs](http://www.adobe.com/go/premiere_systemreqs) for the latest list of supported cards
- Some GPU-accelerated features in Adobe Photoshop require graphics support for Shader Model 3.0 and OpenGL 2.0
- Some features in Adobe Bridge rely on a DirectX 9-capable graphics card with at least 64MB of VRAM
- 7200 RPM hard drive for editing compressed video formats; RAID 0 for uncompressed
- Adobe-certified card for capture and export to tape for SD/HD workflows
- OHCI-compatible IEEE 1394 port for DV and HDV capture, export to tape, and transmit to DV device
- Sound card compatible with ASIO protocol or MME/WDM
- DVD-ROM drive compatible with dual-layer DVDs (DVD+-R burner for burning DVDs; Blu-ray burner for creating Blu-ray Disc media)
- Java™ Runtime Environment 1.6 (included)
- Eclipse™ 3.6.1 required for plug-in installation
- QuickTime 7.6.2 software required for QuickTime and multimedia features
- Adobe Flash® Player 10 software required to export SWF files and to play back DVD projects exported as SWF files
- Broadband Internet connection required for online services and to validate Subscription Edition (if applicable) on an ongoing basis<sup>1,2</sup>

For updates to system requirements and more detailed information about video hardware compatibility, visit [www.adobe.com/go/mastercollection\\_systemreqs](http://www.adobe.com/go/mastercollection_systemreqs).

### Expected ship date

Second quarter 2011

### For more information

Product details:

[www.adobe.com/products/creativesuite/mastercollection](http://www.adobe.com/products/creativesuite/mastercollection)

<sup>1</sup> CS Live online services are complimentary until April 12, 2012. See [www.adobe.com/go/cs-live](http://www.adobe.com/go/cs-live) for more details.

<sup>2</sup> Adobe online services, including Adobe CS Live Services, are available only to users 13 and older and require agreement to additional terms and Adobe's online privacy policy (available at [www.adobe.com/go/terms](http://www.adobe.com/go/terms)). Online services are not available in all countries or languages, may require user registration and may be subject to change or discontinuation without notice. Additional fees or subscription charges may apply.

<sup>4</sup> InDesign uses EPUB 3 and HTML5 code to create eBooks with audio, video, and other advanced features. EPUB 3 and HTML5 presentation, media playback, and double-byte character support (e.g. Chinese, Japanese, Korean) may not be supported by all devices, browsers, or EPUB readers.

<sup>5</sup> Adobe Digital Publishing Suite requires a separate license and payment of associated fee(s). For more information, visit [www.adobe.com/products/digitalpublishingsuite](http://www.adobe.com/products/digitalpublishingsuite).



Adobe Systems Incorporated  
345 Park Avenue  
San Jose, CA 95110-2704  
USA  
[www.adobe.com](http://www.adobe.com)

Adobe, the Adobe logo, Acrobat, ActionScript, Adobe AIR, Adobe Audition, Adobe OnLocation, Adobe Premiere, After Effects, AIR, Encore, Contribute, Creative Suite, Dreamweaver, Fireworks, Flash, Flash Builder, Flash Catalyst, Flex, Illustrator, InDesign, and Photoshop are either registered trademarks or trademarks of Adobe Systems Incorporated in the United States and/or other countries. AMD Athlon and AMD Phenom are trademarks or registered trademarks of Advanced Micro Devices, Inc. Mac OS is a trademark of Apple, Inc., registered in the U.S. and other countries. Android is a trademark of Google, Inc. Intel, Intel Core, and Pentium are trademarks of Intel Corporation in the U.S. and other countries. Microsoft, Windows, and Windows Vista are either registered trademarks or trademarks of Microsoft Corporation in the United States and/or other countries. Java is a trademark or registered trademark of Oracle and/or its affiliates. All other trademarks are the property of their respective owners.